



H 301

Description	Weight (lb)	Size (mm)	Packing			
			Quantity (doz)	Gross wt. (Kg.)	Net. wt. (kg.)	Dimensions L x W x H (mm)
HOE Bright and black painted	2.5	235 X 140	2	28	27	355 X 315 X 170
	3	245 X 155	2	33.5	32.6	325 X 365 X 195
	3.5	255 X 165	2	39.2	38	325 X 365 X 195
	4	270 X 170	2	44.7	43.5	325 X 365 X 205



H 302

Description	Weight (lb)	Size (mm)	Packing			
			Quantity (doz)	Gross wt. (Kg.)	Net. wt. (kg.)	Dimensions L x W x H (mm)
HOE Bright and black painted	2.5	230 X 175	2	28	27	375 X 315 X 170
	3.25	-	1	18.7	17.6	245 X 165 X 110
	3.5	-	1	20	19	245 X 165 X 110
	4	-	1	23	21.7	245 X 165 X 110



H 304

Description	Weight (lb)	Size (mm)	Packing			
			Quantity (doz)	Gross wt. (Kg.)	Net. wt. (kg.)	Dimensions L x W x H (mm)
HOE Bright and black painted	2	-	2	22.3	21.7	320 X 320 X 170
	2.25	224 X 166	2	24.4	25	280 X 330 X 210
	2.5	234 X 180	2	28	27	375 X 335 X 190
	2.75	240 X 190	2	30.8	30	375 X 335 X 190
	3	255 X 198	2	33.6	32.6	375 X 375 X 195



H 10x8

Description	Weight (lb)	Size (mm)	Packing			
			Quantity (doz)	Gross wt. (Kg.)	Net. wt. (kg.)	Dimensions L x W x H (mm)
HOE Bright and black painted	4	254 X 203	2	44.8	43.5	375 X 385 X 235



H 9x9

Description	Weight (lb)	Size (mm)	Packing			
			Quantity (doz)	Gross wt. (Kg.)	Net. wt. (kg.)	Dimensions L x W x H (mm)
HOE Bright and black painted	3.25	229 X 229	2	36.3	35.3	355 X 315 X 220



P 420

Description	Weight (lb)	Packing		
		Quantity (pc)	Gross wt. (Kg.)	Net. wt. (kg.)
PICKAXE oval eye, chisel & point, black painted & polished double end, 2" width chisel	5.5	6	16	15



P 407

Description	Weight (lb)	Packing		
		Quantity (pc)	Gross wt. (Kg.)	Net. wt. (kg.)
CUTTER MATTOCK oval eye	4.5	6	13	12
	5	6	15	14
	5	10	24	22



G DF 02

FORGED DIGGING FORK
4 Tines welded and forged
painted black




G DF YD 01

DIGGING FORK
Metal Shaft YD Grip 4 Tines welded and forged
painted black



CK AKE 01

CURVED RACK



P 415

Description	Weight (lb)	Packing		
		Quantity (pc)	Gross wt. (Kg.)	Net. wt. (kg.)
RAILWAY PICK (CLAY PICK) chisel & point style with No.6 eye, black finished or red painted	5	6	15	13.6
	6	6	18	16
	7	6	21	19



P 424

Description	Weight (lb)	Packing		
		Quantity (pc)	Gross wt. (Kg.)	Net. wt. (kg.)
PICK oval eye, chisel & point, all black painted	2.5 (kg)	6	16	15
	3 (kg)	6	19	18
	3.5 (kg)	6	22	21



P 428

Description	Weight (lb)	Packing		
		Quantity (pc)	Gross wt. (Kg.)	Net. wt. (kg.)
PICK round eye, chisel & point, bright & black painted or all black painted	2.5 (kg)	6	16	15
	3 (kg)	6	19	18



P 429R

Description	Weight (lb)	Packing		
		Quantity (pc)	Gross wt. (Kg.)	Net. wt. (kg.)
HOE MATTOCK bright & black or red painted No. 6 eye pattern	3.5	12	20.5	19



P 434

Description	Weight (lb)	Packing		
		Quantity (pc)	Gross wt. (Kg.)	Net. wt. (kg.)
PICK oval eye, chisel & point, bright & red painted	1 (kg)	12	12.8	12
	1.5 (kg)	12	19.1	18



H 317

Description	Weight (lb)	Size (mm)	Packing			
			Quantity (doz)	Gross wt. (Kg.)	Net. wt. (kg.)	Dimensions L x W x H (mm)
HOE Bright and black painted	2.5	226 X 164	2	28	27	355 X 315 X 180



H 318

Description	Weight (lb)	Size (mm)	Packing			
			Quantity (doz)	Gross wt. (Kg.)	Net. wt. (kg.)	Dimensions L x W x H (mm)
HOE Bright and black painted ovel eye	1.75	160 x 190	2	19.6	19	325 X 245 X 180
	2	176 x 200	2	22.4	21.7	345 X 265 X 180



H 319

Description	Weight (lb)	Size (mm)	Packing			
			Quantity (doz)	Gross wt. (Kg.)	Net. wt. (kg.)	Dimensions L x W x H (mm)
HOE Bright and black painted	2	175 X 154	2	22.4	21.7	375 X 255 X 150



H 320


Description	Weight (lb)	Size (mm)	Packing			
			Quantity (doz)	Gross wt. (Kg.)	Net. wt. (kg.)	Dimensions L x W x H (mm)
HOE Bright and black painted	3.25	215 X 220	2	36.3	35.3	395 X 345 X 190



H 324


Description	Weight (lb)	Size (mm)	Packing			
			Quantity (doz)	Gross wt. (Kg.)	Net. wt. (kg.)	Dimensions L x W x H (mm)
PLANTER HOE Round eye black painted	1.5	-	1	8.5	8.1	330 X 280 X 95
	2	-	1	11.3	10.8	350 X 300 X 95

PLOUGH




Description	Weight (Kg.)	Packing		
		Quantity (pc)	Gross wt. (Kg.)	Net. wt. (kg.)
ANIMAL PLOUGH	2.250	12	28	27

MALLODA



Description	Weight (Kg.)	Packing		
		Quantity (pc)	Gross wt. (Kg.)	Net. wt. (kg.)
MALLODA HOE	0.650	24	17	16

SQ SP 01



Description	Weight (Kg.)	Packing		
		Quantity (pc)	Gross wt. (Kg.)	Net. wt. (kg.)
SQUARE SPADE Bright and black painted	1	24	25	24

SQ SP 02



Description	Weight (Kg.)	Packing		
		Quantity (doz)	Gross wt. (Kg.)	Net. wt. (kg.)
SQUARE SPADE FORGED Bright and black painted	1.3	1	32	31.2

HT SP 03



Description	Weight (Kg.)	Packing		
		Quantity (doz)	Gross wt. (Kg.)	Net. wt. (kg.)
HEART SPADE FORGED black painted	1.200	1	30	28.800

CV 01



Description	Weight (Kg.)	Packing		
		Quantity (pc)	Gross wt. (Kg.)	Net. wt. (kg.)
CULTIVATOR BLADE	1.7	20	35	34

CV 02



Description	Weight (Kg.)	Packing		
		Quantity (pc)	Gross wt. (Kg.)	Net. wt. (kg.)
CULTIVATOR BLADE	1.25	20	26	25

CV 03



Description	Weight (Kg.)	Packing		
		Quantity (pc)	Gross wt. (Kg.)	Net. wt. (kg.)
CULTIVATOR	0.9	20	19	18

CV 04



Description	Weight (Kg.)	Packing		
		Quantity (pc)	Gross wt. (Kg.)	Net. wt. (kg.)
CULTIVATOR	1	20	21	20

HM 01

DFS = DOUBLE FACE SLEDGE HAMMER

SB = STONE BREAKING HAMMER



ITEM	DFS 1	DFS 2	DFS 3	DFS 4	DFS 5	DFS 6	DFS 8	DFS 10	DFS 12	DFS 14	DFS 16	DFS 18	DFS 20	SB 1
PC. PER CARTOON	0.454	0.908	1.362	1.816	2.270	2.724	3.632	4.540	5.448	6.356	7.264	8.172	9.080	0.454
NET. WT.	45	27	18	12	10	09	06	06	04	04	03	03	02	45